







**Gymnova London Men's Open  
Loveday Trophy  
Saturday 13th March 2010**

**Loveday Trophy: Final Individual Positions**

No	Name	Club													TOTAL	POS
			SVA	Score	SVA	Score	SVA	Score	SVA	Score	SVA	Score	SVA	Score		
No	Name	Club	SVA	Score	SVA	Score	SVA	Score	SVA	Score	SVA	Score	SVA	Score	TOTAL	POS
114	Max Whitlock	South Essex	5.2	14.400	5.8	14.950	4.8	13.750	5.8	14.900	5.0	14.500	5.0	14.000	86.500	1
115	Reiss Beckford	South Essex	5.2	14.500	4.4	12.400	5.1	13.650	6.2	15.300	5.0	14.300	5.1	14.000	84.150	2
141	Frank Baines	Southport YMCA	4.9	14.050	4.8	13.700	4.6	13.450	4.6	13.500	4.9	13.500	4.2	12.800	81.000	3
119	Thomas Gibbs	Heathrow	4.7	13.400	4.5	13.300	4.6	13.250	5.4	14.500	4.6	13.300	4.3	11.900	79.650	4
110	Courtney Tulloch	Pegasus	4.7	12.950	4.6	13.750	5.0	13.950	4.6	13.800	4.7	13.600	3.3	11.400	79.450	5
134	Max Bennett	HOGC	5.1	13.350	4.7	13.350	4.8	13.500	5.0	12.700	4.6	13.200	5.2	13.050	79.150	6
133	Cameron Mackenzie	HOGC	4.8	13.250	4.7	13.900	4.8	13.350	5.4	14.300	4.7	12.100	4.3	12.150	79.050	7
154	Veliko Tushev	SC Akro - Bulgaria	4.2	13.200	4.4	12.850	4.7	13.750	3.8	12.950	4.3	13.100	3.6	12.800	78.650	8
118	Robert Neff	South Essex	4.5	13.100	4.3	12.900	4.6	12.950	4.6	13.750	4.1	12.900	3.8	12.750	78.350	9
132	Alex Brailsford	HOGC	4.6	12.450	4.3	12.800	4.4	12.900	6.2	15.000	3.8	12.000	4.1	13.100	78.250	10
116	Anthony Hughes	South Essex	5.1	13.350	4.9	12.150	4.8	13.650	5.0	12.700	4.7	13.400	4.6	12.400	77.650	11
117	Anthony Wise	South Essex	5.1	12.300	4.5	13.300	4.2	12.850	5.4	14.300	4.0	11.500	4.4	12.200	76.450	12
145	Dominick Cunningham	Earls	5.0	13.750	4.7	12.600	4.1	12.750	4.6	13.300	4.8	11.100	4.3	12.600	76.100	13
166	Alex Rothe	City of Swansea	4.8	13.400	4.1	12.200	3.3	11.750	4.6	13.600	3.7	12.600	3.4	12.200	75.750	14
128	William Trood	Hinckley	4.5	12.250	4.8	12.150	4.9	13.150	5.4	13.950	4.1	11.600	4.3	12.400	75.500	15
156	Mason Whealing	Bury	4.5	12.900	3.4	11.400	4.3	11.750	4.6	13.600	4.4	13.400	3.6	12.200	75.250	16
179	Tom Abrassart	Belgium	4.5	12.700	4.4	13.050	4.5	12.100	3.8	13.100	3.9	13.000	2.7	10.500	74.450	17
111	James Hall	Pegasus	4.4	12.500	4.7	13.150	3.6	11.550	4.6	13.100	4.2	13.000	4.1	10.700	74.000	18
155	Joshua Royle	Manchester South	3.8	12.800	3.6	11.700	3.4	11.550	4.0	12.950	3.5	12.500	3.6	12.200	73.700	19
151	Ricardo Da Silva	Saint Jean de la Ruelle	4.5	13.450	3.3	10.150	3.7	10.850	4.6	13.450	3.6	12.900	4.5	12.700	73.500	20
102	Edmund Figueiredo	Tolworth	4.3	12.400	3.8	12.450	2.9	11.150	3.8	13.400	3.1	12.400	3.0	11.300	73.100	21
127	Robert Sansby	Hinckley	4.3	12.800	4.3	11.850	3.6	10.950	4.0	13.200	3.9	11.900	3.5	12.000	72.700	22
175	Tom Defina	Woking	4.4	11.600	4.7	13.400	4.7	12.950	4.0	11.700	4.1	12.100	3.1	10.600	72.350	23
107	Henry McDermott	Harrow	4.8	12.100	3.9	11.800	3.7	12.050	4.6	13.900	3.7	13.000	3.1	9.400	72.250	24
178	Steven Liesenborgs	Belgium	4.5	13.100	4.7	11.800	4.7	12.400	4.6	12.300	4.4	11.800	2.1	10.500	71.900	25
108	Kerfi Sarkari	Harrow	4.3	12.300	3.5	10.300	4.2	12.000	4.6	13.350	3.8	12.900	2.5	10.800	71.650	26
146	Liam Pearson	City of Leeds	4.0	12.500	3.9	12.150	2.9	11.300	3.0	12.300	3.6	12.500	2.5	10.800	71.550	27
159	Michael Finch	Bury	4.3	12.750	3.1	10.150	3.4	10.700	4.6	14.050	3.9	11.700	3.0	11.300	70.650	28
104	Ross Morey	Tolworth	3.6	12.450	3.3	12.450	2.2	10.650	3.8	12.200	3.5	12.300	2.7	10.350	70.400	29
167	Josh Gallagher	City of Swansea	4.4	12.600	4.3	11.350	3.1	11.550	4.0	12.800	3.7	12.100	3.4	9.700	70.100	30
142	Joseph Rowland	Barry YMCA	3.5	12.150	3.5	12.100	2.3	11.100	3.8	12.200	4.0	12.700	2.4	9.800	70.050	31
158	Joshua Hogarth	Bury	4.5	11.800	3.5	11.900	3.6	11.650	4.0	12.450	4.0	11.100	3.4	10.850	69.750	32
168	Tim Champion	Plymouth	4.2	12.300	4.2	11.350	2.3	10.500	3.8	13.100	3.4	10.800	2.8	10.800	68.850	33
103	Archie Kennedy-Dyson	Tolworth	4.1	11.150	3.1	9.700	3.5	11.800	4.6	13.100	3.4	11.600	3.9	10.800	68.150	34
157	Joshua Donohoe	Bury	3.9	12.250	3.5	10.450	2.2	11.050	3.8	12.700	3.4	11.000	3.0	10.550	68.000	35 =
136	Adam Davies	Basingstoke	4.1	12.100	2.3	8.500	3.0	11.000	4.6	14.000	3.7	11.900	2.5	10.500	68.000	35 =
152	Gaetan Corte	Saint Jean de la Ruelle	4.1	12.700	3.5	10.050	2.1	9.700	4.6	13.600	3.2	10.800	2.3	10.450	67.300	37
149	Thomas Belton	Buckley	4.2	11.950	2.7	7.100	3.5	11.250	4.6	13.600	3.7	12.700	2.4	10.600	67.200	38
101	Christopher O'Connor	Tolworth	4.2	11.950	3.1	8.600	4.2	11.500	4.6	13.750	3.6	11.700	3.4	9.100	66.600	39
150	Thibault Popelin	Saint Jean de la Ruelle	4.6	13.450	4.0	10.250	3.3	6.650	4.6	14.050	4.2	11.100	3.3	10.400	65.900	40
148	Addison Williams	Buckley	4.1	11.500	2.5	10.100	2.3	10.950	4.6	12.900	3.2	9.700	2.8	10.550	65.700	41
173	Jack Maydom	Marriotts	4.4	12.700	3.5	10.500	2.1	5.300	4.6	13.850	3.6	11.700	3.1	10.500	64.550	42
137	Matthew O'Connor	Salto	2.8	10.400	2.8	10.750	2.2	10.150	3.0	12.100	2.9	11.300	2.1	7.650	62.350	43
147	Greg Seller	Buckley	4.1	11.250	3.0	8.200	2.8	10.650	4.6	12.100	2.9	8.600	2.0	9.700	60.500	44
125	Daniel Powers	Hinckley	0.0	0.000	3.2	12.000	3.9	12.050	4.0	11.800	3.7	10.900	3.2	11.650	58.400	45
169	Matt Allen	Plymouth	3.7	12.000	3.5	9.050	2.6	9.650	3.8	13.050	2.1	4.500	1.8	9.900	58.150	46
144	Harry Bushby	Hawth	3.9	12.650	2.9	6.500	2.4	11.050	3.8	11.950	2.8	10.700	2.2	4.350	57.200	47
162	Anand Patel	Manx	4.2	11.950	2.9	7.800	1.9	9.300	3.4	10.400	3.0	10.600	2.1	5.350	55.400	48
120	Charlie St Leger	Heathrow	3.5	9.600	3.8	8.550	3.0	10.450	4.6	13.300	2.6	9.400	1.6	3.700	55.000	49
126	George Lovell	Hinckley	3.9	12.300	0.0	0.000	2.5	9.950	4.0	12.300	3.7	11.200	3.0	8.700	54.450	50
130	Sam Woodford	Notts	4.1	12.750	0.0	0.000	2.4	11.150	3.8	12.600	3.4	7.300	2.5	10.600	54.400	51
170	Connor Lingard	Forest of Dean	3.4	11.000	2.6	9.950	1.8	9.250	4.0	13.300	2.1	4.100	1.6	5.850	53.450	52
172	Kofi Eschoe	Rotherham	4.9	12.100	0.0	0.000	0.0	0.000	5.4	14.300	4.6	13.300	4.4	12.650	52.350	53
171	Ross Soutar	Beacon	4.1	11.350	2.7	7.400	2.2	8.450	4.0	13.150	3.7	11.000	0.0	0.000	51.350	54
165	Harry Owen	City of Swansea	4.3	12.700	4.3	12.400	4.3	13.150	5.4	12.900	0.0	0.000	0.0	0.000	51.150	55
143	James Elliott	Barry YMCA	3.5	12.100	3.2	11.850	0.0	0.000	4.0	12.800	3.5	12.500	0.0	0.000	49.250	56
122	Matthew Wickham	Rushmoor	3.5	10.500	2.7	3.700	2.3	10.600	0.0	0.000	3.5	11.100	2.1	10.150	46.050	57
112	Joel Burch	Pegasus	4.5	11.350	4.7	10.450	0.0	0.000	4.6	13.500	0.0	0.000	2.9	10.650	45.950	58
163	Brandon Garrett	Manx	3.3	12.050	1.7	4.900	1.8	10.800	3.8	13.100	2.0	4.900	0.0	0.000	45.750	59
135	Sam Oldham	HOGC	5.0	12.700	0.0	0.000	0.0	0.000	6.2	14.900	0.0	0.000	5.3	13.500	41.100	60
160	Grant Millar	West Lothian	0.0	0.000	3.0	9.750	2.1	9.900	0.0	0.000	3.2	10.300	2.2	10.200	40.150	61
140	Douglas Ross	City of Glasgow	4.6	12.150	0.0	0.000	0.0	0.000	5.4	13.300	0.0	0.000	0.0	0.000	25.450	62
113	Joseph Ben-Adaret	South Essex	4.3	12.650	0.0	0.000	0.0	0.000	0.0	0.000	0.0	0.000	3.6	10.250	22.900	63
121	Aidan Soutter	Heathrow	0.0	0.000	0.0	0.000	0.0	0.000	4.0	12.300	0.0	0.000	0.0	0.000	12.300	64